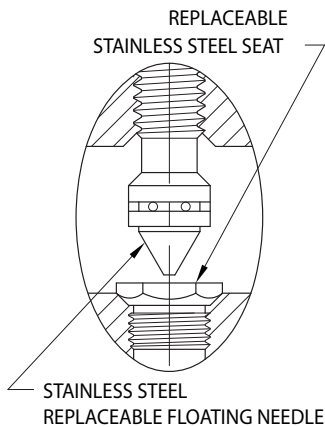
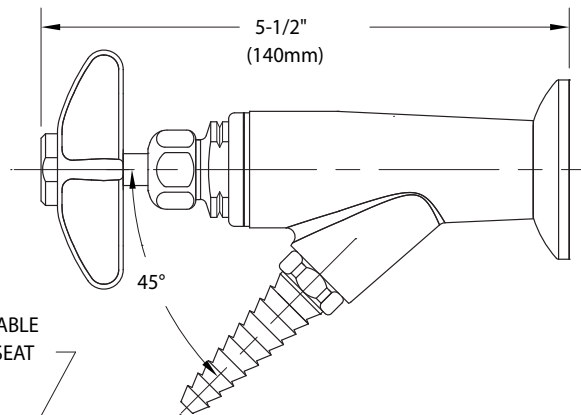
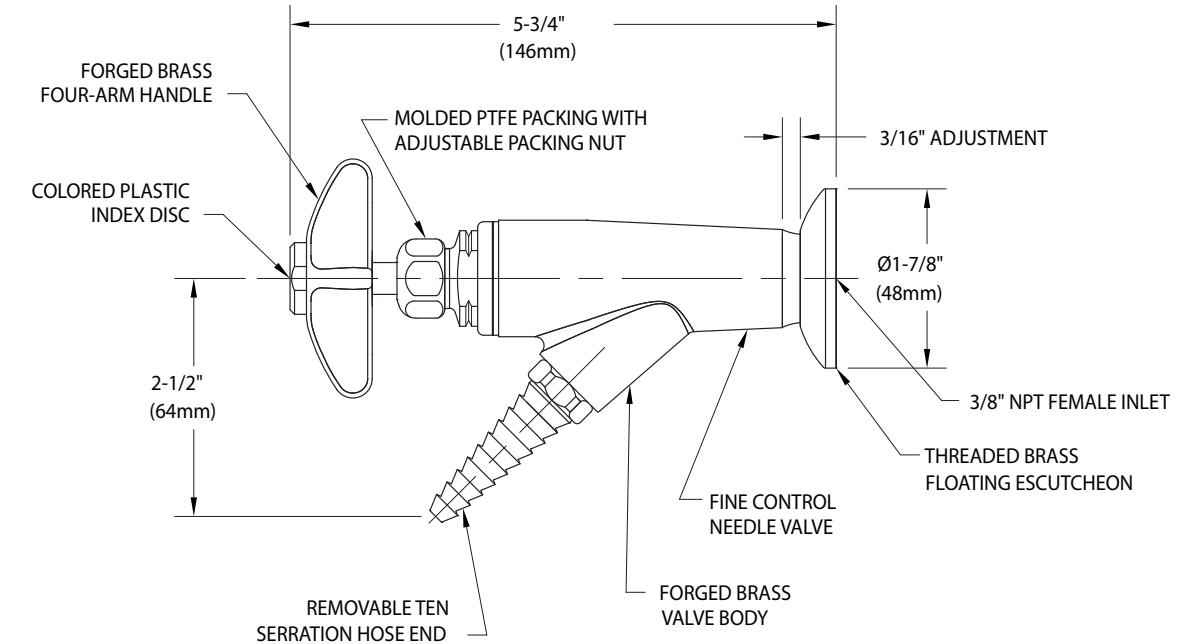


L5270FT-325 Fine Control Needle Valve, Wall Mounted, Floating Escutcheon, 45° Angle Outlet



NOTES:

1. FIXTURE HAS FEMALE INLET FOR CONNECTION TO SUPPLY. FLOATING ESCUTCHEON IS THREADED TO WALL TO CONCEAL ANY GAP BETWEEN VALVE AND WALL.
2. VALVE IS CERTIFIED BY CSA INTERNATIONAL TO COMPLY WITH ANSI Z21.15 AND CGA 9.1.
3. VALVE IS FULLY ASSEMBLED AND TESTED AT 375 PSI NITROGEN PRESSURE. MAXIMUM WORKING PRESSURE IS 250 PSI.
4. FIXTURE IS CLEANED, DEGREASED AND PACKED FOR HIGH PURITY GAS SERVICE.
5. FIXTURE HAS A POLISHED CHROME PLATED FINISH.



Measurements may vary $\pm 1/4$ ".