
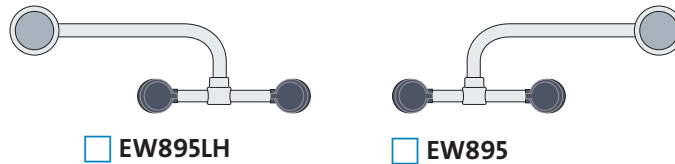


- ☐ **EW895** Eyewash, Deck Mounted AutoFlow™ 90° Swivel, All-Stainless Steel, Right Hand Mounting
- ☐ **EW895LH** Eyewash, Deck Mounted AutoFlow™ 90° Swivel, All-Stainless Steel, Left Hand Mounting



**Application:** All-stainless steel AutoFlow™ eyewash for mounting on counter next to sink. Unit is constructed entirely in stainless steel. Ideal for use in highly corrosive environments, cleanrooms and pharmaceutical applications. Swinging the spray head assembly horizontally out over the sink activates the water flow. The unit remains in operation until the spray head assembly is swung back into the storage position, closing the valve.

**Spray Head Assembly:** Two GS-Plus™ spray heads. Each head has a “flip top” dust cover, internal flow control and filter to remove impurities from the water flow.

**Valve:** 1/2" IPS stainless steel plug-type valve with PTFE coated O-ring seals. Swinging head assembly from storage to operational position opens orifice and activates water flow. Unit remains in operation until head assembly is returned to storage position.

**Strainer:** Unit is furnished with in-line strainer to protect valve and spray heads from debris in water line.

**Mounting:** Unit may be mounted on right side (EW895) or left side (EW895LH) of sink. Furnished with mounting shank, positioning lugs, locknut and washer for securing unit to counter.

**Construction:** Type 316 stainless steel.

**Supply:** 1/2" NPT female inlet.

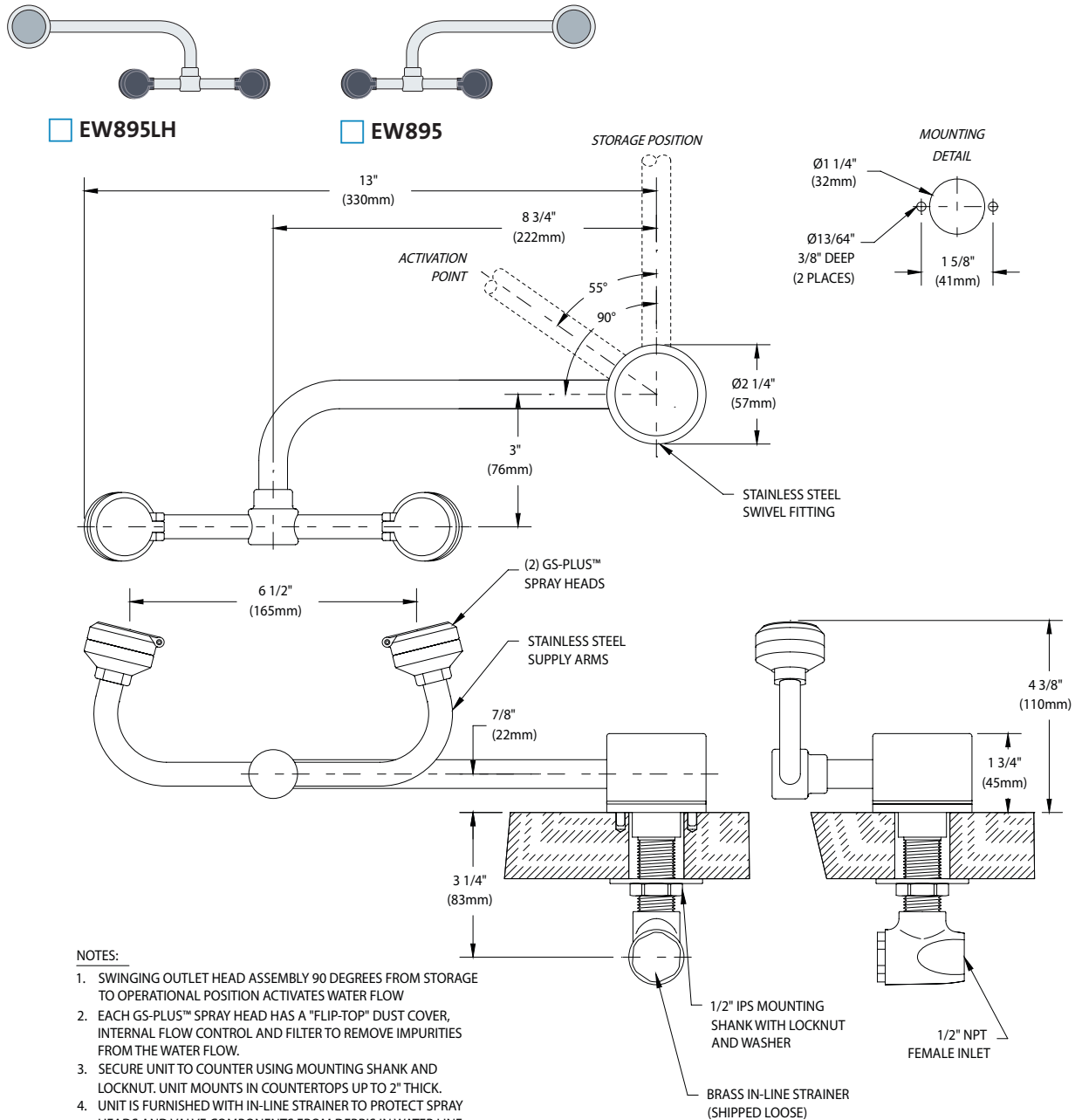
**Sign:** ANSI-compliant identification sign.

**Quality Assurance:** Unit is completely assembled and water tested prior to shipment.

### Available Options

- ☐ **AP3600** Thermostatic mixing valve precisely blends hot and cold water to deliver warm (tepid) water as required by ANSI Z358.1-2014. Refer to “Tempering Valves” section for complete technical and product selection information.

- ☐ **EW895** Eyewash, Deck Mounted AutoFlow™ 90° Swivel, All-Stainless Steel, Right Hand Mounting
- ☐ **EW895LH** Eyewash, Deck Mounted AutoFlow™ 90° Swivel, All-Stainless Steel, Left Hand Mounting



#### NOTES:

1. SWINGING OUTLET HEAD ASSEMBLY 90 DEGREES FROM STORAGE TO OPERATIONAL POSITION ACTIVATES WATER FLOW
2. EACH GS-PLUS™ SPRAY HEAD HAS A "FLIP-TOP" DUST COVER, INTERNAL FLOW CONTROL AND FILTER TO REMOVE IMPURITIES FROM THE WATER FLOW.
3. SECURE UNIT TO COUNTER USING MOUNTING SHANK AND LOCKNUT. UNIT MOUNTS IN COUNTERTOPS UP TO 2" THICK.
4. UNIT IS FURNISHED WITH IN-LINE STRAINER TO PROTECT SPRAY HEADS AND VALVE COMPONENTS FROM DEBRIS IN WATER LINE.
5. VALVE BEGINS TO OPEN AT "ACTIVATION POINT" SHOWN ABOVE.

THIS SPACE FOR ARCHITECT/ENGINEER APPROVAL

Due to continuing product improvement, the information contained in this document is subject to change without notice. All dimensions are  $\pm 1/4"$  (6mm). rev. 011420

Sign Included

