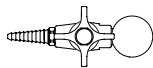
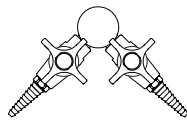


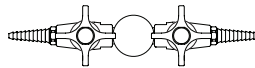
- **L2800-131WSA-TL** Pure Water Valve Assembly, Tin-Lined Brass, Deck Mounted Single
- **L2800SC-131WSA-TL** Same as Above Except with Self-Closing Control



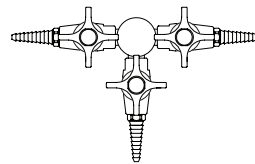
L2800-131WSA-TL
Single



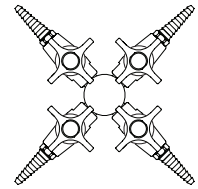
L2800-132AWSA-TL
90° Double



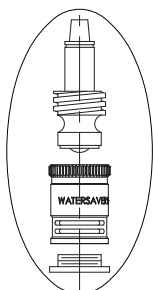
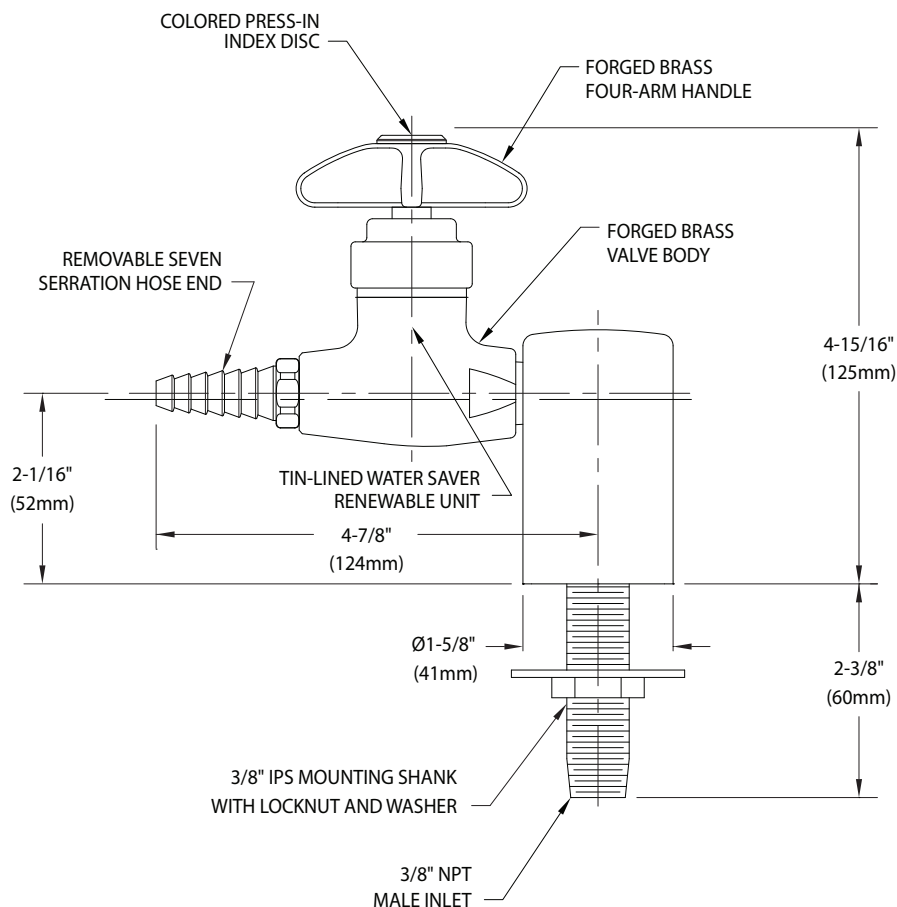
L2800-132SWSA-TL
180° Double



L2800-133WSA-TL
3-Way



L2800-134WSA-TL
4-Way



TIN-LINED
WATER SAVER RENEWABLE
UNIT WITH REPLACEABLE
STAINLESS STEEL SEAT



NOTES:

1. FIXTURE IS CERTIFIED BY CSA INTERNATIONAL TO COMPLY WITH ASME A112.18.1M AND CSA B125.1.
2. FIXTURE IS FULLY ASSEMBLED AND FACTORY TESTED PRIOR TO SHIPMENT.
3. VACUUM BREAKER IS CERTIFIED TO COMPLY WITH ASSE 1035.
4. FIXTURE HAS INTERIOR LINING OF PURE TIN.
5. FIXTURE HAS A POLISHED CHROME PLATED FINISH.

Measurements may vary $\pm 1/4"$.

© 2021 / WaterSaver Faucet Co.